

## Getting Access

To request an account, visit

<https://vantage.army.mil>

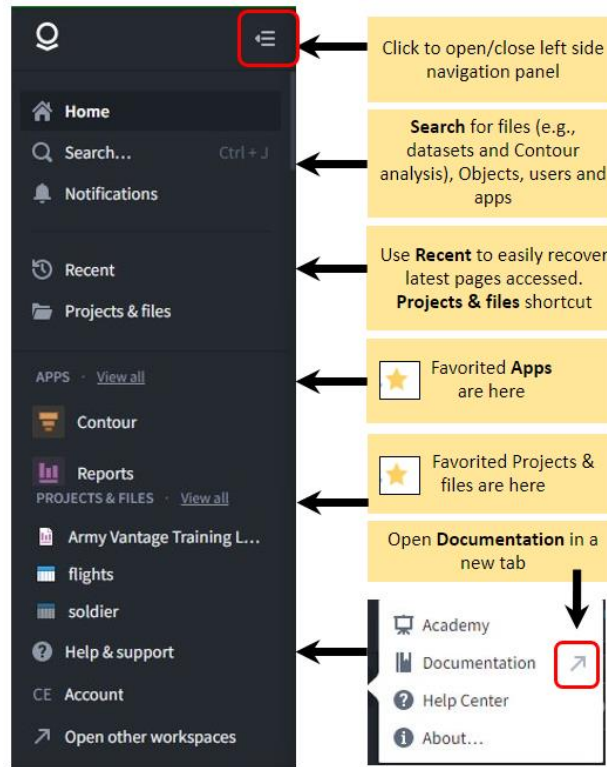
You'll need:

1. Access to NIPRNet via CAC
2. Name, email and phone number of account sponsor
3. **Date** (within past year) of [Cyber Awareness training](#) certificate
4. [Safeguarding Personally Identifiable Information \(PII\) training](#) certificate if you require PII access (cert upload required)

Upon submission, you will gain access as a "guest user" for 30 days. Full access will be granted pending review and approval.

**\*Vantage works best when viewed in Chrome or Firefox, must be on DoD network**

## Navigation Panel



## Vantage Vocab

**Foundry:** The COTS product that underlies Army Vantage; it is a large-scale data integration platform built by Palantir

**Data Connection:** Automates data ingestion from authoritative sources on a schedule

**Data Lineage:** Explore data pipelines, trace lineage from source to final analysis, view historical builds

**Object or Force Explorer:** View and filter objects (e.g., Units), their properties and aggregations

**Ontology:** Categorizations of data into real-world concepts (Objects) and relationships among them

**Contour:** Top-down, point-and-click analysis for large datasets, no code / low code

**Reports:** Documents in which you can embed tables and charts for finished analytical products

**Fusion:** Vantage's spreadsheet capability, similar to Microsoft Excel

**Workshop:** A point-click-and-configure application builder for presenting charts, Object sets and functionality

## Having trouble?



Submit an issue in Vantage:

1. In the bottom of the left sidebar menu, click "Help & support" and then "Help Center"
2. A new right-side panel opens. At the bottom, click the blue button, "Report an issue"
3. Complete the issue creation wizard as best you can, don't worry if it's not quite right. The support team will fill in the details.
4. Be sure to click "Submit" on the final step.

You will receive email notifications as your issue progresses through the resolution phase.

You can also send an email to: [usarmy.vantage.support@army.mil](mailto:usarmy.vantage.support@army.mil)

## Try these tips!

1. When navigating in Vantage, click the arrow pointing to the upper right to open link in a new tab (thus avoiding losing your current tab). You can achieve the same affect by "Ctrl" + clicking a link. 
2. **Favorite** pages to quickly find them again. Find the star on your page, typically near the page title, and click it; it will become yellow. The page will now be listed in the left sidebar menu under "PROJECTS & FILES" 
3. Vantage **Documentation** is your friend! There is great depth and richness of content found there, step-by-step tutorials included. **Try this:** in the bottom of the left sidebar menu, click "Help & support", then "Documentation". Find the magnifying glass / search bar at the top of the page and type "**Academy**". The first result is an intro to this interactive online learning.

Next up: Follow the **Quick Start training** path that's right for you!